

Sporotrend

Equity fund focused on investments in companies mainly from the Central European region managed by the "stock picking" method.

ISIN: CZ0008472289

Overview

2024/05/16	
NAV	1.8105
Difference	 -0.51% (-0.01)
General attributes	
Fund type	Equity Funds
Investment company	Erste Asset Management GmbH, pobočka Česká republika
Currency	CZK
Type	-
Begin of subscription period	-
Inception	1998/03/31
Licenced in	CZ
Duration of fund	open end
Distribution	-
Total assets	1,796,497,410.00 CZK
Fiscal year	01/01 - 12/31
Initial charge	3.00%
Management fee	2.00%
Ongoing charges	2.35%
Minimum investment	300 CZK
Account number	35-2000667349/0800
Recommended holding period	At least 5 years
Investor experience	-
Investor tolerance	4 (scale 1-7)



The chart shows the current fund share unit price (NAV) of the nominal value of an investment company proclaimed on that working day. Performances under 12 month have only little informative value. Information about previous performance does not guarantee future performance.

Source: Česká spořitelna, a. s.

Advantages

- The fund optimally distributes the assets in many titles, which significantly reduces market risks.
- Professional fund management – experienced portfolio manager looks for the best investment opportunities on the market, with the background of analysts from the strong financial group - Erste Asset Management.
- Actively managed currency hedging.
- For regular investments, a discount on the fee for the purchase of share certificates.
- Fast availability of funds (usually within a week)

Details you should be aware of

Please note that the target market of this investment instrument is listed below. If you do not meet any of the listed parameters, you may be outside the specified target market! The target market defines the set of investors (retail clients) for whom the investment product is intended. This investment product is intended for investors who:

- have sufficient knowledge and/or experience regarding mutual funds.
- seek investment profit
- are able to accept a level of risk that is in accordance with the risk indicator of the product specified in General attributes.
- In the event of an unfavorable development of the investment, they are

able to bear the possible loss, which is illustrated by performance scenarios, see Key Information Document (KID). • are interested in investing within the recommended investment period specified in General attributes. • This fund is not intended for investors (negative product target market) who are unable to bear the possible loss of invested funds in the event of an unfavorable development of the investment. • The client's compatibility with the product's target market will be evaluated during the purchase process.

• The value of the share certificate may fluctuate significantly during the investment duration, and therefore the return of the originally invested amount is not guaranteed. • Be aware of the risk of inflation. Investors should be aware that the fair value of the investment, including any real yield, may fall with regard to how the inflation reduces its value. • Risks that may be significant for the fund are mainly: market risk of changes in the value of securities, interest rate risk, credit risk, currency risk and liquidity risk. Full information on the fund's risks can be found in the prospectus or in the Key information document (KID). • Investors should not base their investment decision solely on the information provided here as they may fall outside the target market or in a negative target market of this product and this product may not be suitable for all investors. • Index table: www.erste-am.cz/tabulkaindexu. Index table: www.erste-am.cz/tabulkaindexu

Performance goal and investment strategy

An equity fund intended mainly for dynamic investors with a long-term investment horizon. The fund's performance objective is to outperform the yields of global stock markets in the long term by investments in individual equity titles mainly from Central and additionally from Eastern Europe. It is suitable for those investors who believe in a positive development on stock markets of new EU member and candidate countries in the Central European and Eastern European region. The fund's investment policy works with the potential of the more dynamic growth of developing economies as opposed to developed economies and the fund manager tries to find investment opportunities across all economic sectors of the entire region. In view of the investment strategy, the fund is suitable for regular investment and of being part of the equity component of the investment portfolio.

Performance (2024/05/16)

Period	YTD	6m	1Y (% p a)	3Y (% p a)	5Y (% p a)	10Y (% p a)	since inc. (% p a)
Perf	11.31	17.03	36.70	13.36	9.44	5.31	2.29

Annual performance in % (2024/05/16)

Period	2019	2020	2021	2022	2023
Perf	14.09	-11.33	27.16	-17.12	38.02

Minimum & maximum performance in % p.a. (2024/05/16)

1Y	183.41	-71.34
3Y	45.46	-30.72
5Y	32.64	-15.62
10Y	10.04	-7.70

Statistical figures (2024/04/30)

Sharpe Ratio	-
Volatility in %	-

Top holdings (2024/04/30)

ISIN	Name	Currency	%FA
AT0000652011	ERSTE GROUP BANK	CZK	8.39
PLPEKAO00016	BANK PEKAO	PLN	6.24
HU0000061726	OTP BANK PLC	HUF	6.18
CZ0008019106	KOMERCNI BANKA	CZK	5.55
PLBNFTS00018	BENEFIT SYSTEMS	PLN	5.46
ROSNPPACNOR9	OMV Petrom	RON	5.17
HU0000123096	RICHTER GEDEON N	HUF	4.78
CZ0005112300	CEZ AS	CZK	4.55
AT0000818802	DO&CO	EUR	4.04
PLPKN0000018	PKN ORLEN	PLN	3.65











Percentage holdings by region (2024/04/30)

	37.01 %	Poland
	25.98 %	Czech Republic
	15.32 %	Hungary
	14.04 %	Romania
	7.18 %	Austria
	0.47 %	Other

Holdings by currency (2024/04/30)

	37.01 %	PLN
	25.11 %	CZK
	14.35 %	RON
	13.29 %	HUF
	8.19 %	EUR
	2.05 %	GBP
	0.00 %	USD
	0.00 %	TRY

Percentage holdings by sector (2024/04/30)

	45.68 %	Financial Services
	15.65 %	Oil and Gas
	12.98 %	Industrial goods and services
	6.23 %	Electroenergetics
	5.63 %	Telecommunication Services
	5.14 %	Health Care
	3.10 %	Acyclical goods and services
	3.06 %	Cyclical goods and Services
	1.95 %	Other
	0.58 %	Materials

Disclaimer

The full names of the open-ended mutual funds and complete product information are provided in the statutes (prospectuses) of the funds. The information stated herein is of the nature of a promotional message. The information stated in this message is not an investment recommendation or investment advice since it does not take into account the specific situation of specific investors. The value of the financial instruments may rise and fall, while there is no guarantee of a return on the originally invested amount. Past performance is no guarantee of the same performance in a future period. A visitor to this website may be outside the target market of the financial instruments stated herein. We recommend that you consult your specific investment plan with an expert advisor who will verify that the planned investment will be commensurate with your knowledge and experience, that it will be in accordance with your needs, characteristics and goals, financial circumstances or relation to risk, and will familiarise you with all possible risks of a specific investment opportunity.